

Deeksha public School
Summer Vacation Holiday Homework
Class -3

विषय - हिंदी

(मौखिक कार्य)

1. अपनी पाठ्यपुस्तक का एक पेज रोज पढ़े ।
2. कोई भी पांच कहानी पढ़े और उसमें आये कठिन शब्दों को कॉपी में लिख कर याद करें ।
3. नीचे दिए गए लिंक को क्लिक करें और कहानी सुने उस कहानी को अपनी भाषा में लिखें ।
<https://youtu.be/nFYIN5Fayvs?feature=shared>
<https://youtu.be/7RcMR9hHD1s?feature=shared>

(लिखित कार्य)

1. अपने परिवार के सदस्यों के बारे में 10 लाइनें लिखो ।
2. किसी एक जगह घूमने जाओ और उस जगह के बारे में 10 लाइनें लिखो ।
3. 20 क्रिया शब्दों को कॉपी में लिखो और याद करो ।
4. कार्य पत्रिका को अपनी गृहकार्य की कॉपी में करो ।

विलोम (विपरीत) शब्द

विपरीत शब्द लिखो।

छोटा	X	_____
दूर	X	_____
नरम	X	_____
सीधा	X	_____
इधर	X	_____
रात	X	_____
सुबह	X	_____

विपरीत शब्द पर गोला लगाओ।

रात -	सुबह	शाम	दिन	कल
नरम -	गरम	शर्म	ठंडा	धुप
छोटा -	बड़ा	खोटा	मोटा	सीधा
ठंडा -	गरम	नरम	पीला	गोरा
मोटा -	छोटा	पतला	हल्का	भरी

एक से अनेक

नीचे दिए गए शब्दों को एक से अनेक करो।

साड़ी	-	लड़का	-
किताब	-	आदमी	-
बिल्ली	-	बोतल	-
संतरा	-	नौकर	-
आम	-	नियम	-
राजा	-	नाखून	-
रानी	-	औरत	-
सब्जी	-	पेंसिल	-
लड्डू	-	रास्ता	-
रोटी	-	शादी	-
चूड़ी	-	खिलौना	-

(किर्याकालाप कार्य)

1. बारहखड़ी का एक मॉडल बनाओ ।
2. एक और अनेक के 20 शब्दों का चार्ट बनाओ ।
3. 20 संज्ञा शब्दों का एक चार्ट बनाओ ।

Subject – English

(Reading section)

1. Read one page daily.
2. Learn five new words daily and write in notebook.
3. Click these link and listen stories. Write stories in your words.

<https://youtu.be/JcxVoV1ah78?si=-BFpwnnudFOt1HjK>

<https://youtu.be/ieFWfWtKmTc?si=C5x2nDdZ37UhkruR>

(Writing section)

1. Write 20 action words paste picture in notebook.
2. Write 20 noun words which you see in your house.
3. Write five sentence about "My family"
4. Complete this worksheet and paste it in Holiday home work notebook.

Verbs

D Use these verbs to fill in the blanks below.

swim	play	drink	fly	wear
ride	write	drive	cut	read
ring	sing	draw	sleep	walk

1. You _____ a kite.
2. You _____ a car.
3. You _____ with a knife.
4. You _____ your uniform.
5. You _____ story books.
6. You _____ with a pen.
7. You _____ a bell.
8. You _____ a picture.
9. You _____ a horse.
10. You _____ games.

Write the plural of the highlighted word.

1. Jim bought a *bat* _____
2. Steven climbed a *tree* _____
3. The carpenter hit a *nail* _____
4. Grace likes fruit *cake* _____
5. Ben was playing on his *computer* _____

Write the singular of the highlighted word.

1. Anne washes the *dish* _____
2. We wait for our *buses* _____
3. Victoria was playing with her *toys* _____
4. Julian baked *cakes* _____
5. Aunt Martha doesn't like *babies* _____

(Activity section)

1. Make a family photo frame by using ice cream stick.
2. Make a poster on save tree and write 5 things name that we get from tree in your English reader notebook.
3. Visit to a historical place with your family and write about that place and paste a photo.

(Subject- Maths)

- Q1. Learn and write the tables from 2 to 15 in Rough notebook.
Q2. Chapter 1 , 3 and 4 practise in Rough notebook.
Q3. Do the worksheet in Holiday homework notebook.

Worksheet

- (a) Write the greatest and smallest 5-digit number.
- (B). Write the all possible 4-digit numbers by using 7,8,4 and 9.

(C) Add the greatest and smallest 3-digit numbers.

(D). Arrange in column and Add:-

(i) $4759 + 9606$ (ii) $3680 + 806$

(iii) $4649 + 6858 + 574$ (iv) $7479 + 4786 + 5860$

C. Round off the nearest tens of the following numbers.

- (a) 34 (b)86 (c) 89 (d)99 € 358 (f) 529 (g)289 (h) 754

Q4. Make the Roman numbers by the match sticks on the A3 size sheet .

Roll no. 1 to 11. (Roman number. 1 to 20)

Roll no. 12 to 22. (Roman numeral 21 to 40)

Roll no. 23 to 34. (Roman numerals 41 to 60)






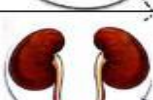


(Subject – EVS)

Week -1(Experimental learning)

Q1. Collect dry leaves and make decorative things like Torans , plates etc

Q2. Find 3 new words daily related to environment and write their meaning.

Week-2 (Art Integrated Activities)

Internal Organ	Organ name	It is inside	How it helps?
			
			
			
			
			
			
			
			

Q3. Fill with correct options :-

Q4. Watch the song "The nutrition food" by the learning station and write down the different type of food you eat and what does it contain?

Week -3 (Constructivism)

Q5. Make 5 flash card on the different things we can do with our sense organs.

Week -4.

Q6. Read all the 3 chapters thoroughly and also learn them

(Subject -General knowledge)

1. Paste picture's of healthy food with names In A-4 size paper.
2. Paste your favourite cartoon character and write 5 lines about it in A-4 size paper.

(Computer)

1. Paste parts of computer in A- 4 size paper and learn it's name.



Holiday Homework
Art and Craft
Class - 3rd

All students make photo frame for father's day

Rollno - 1 to 10 Draw a duck with colour on A4 size sheet

Craft work Boat <https://pin.it/4CH6HPndW>

Rollno 11 to 20 Draw a Penguin family on A4 size sheet

Craft work Fish by using pencil peel on A4 sheet

Rollno 21 to 30 Draw a peacock on A4 size sheet

Craft work Butterfly tearing pasting on A4 size sheet

Rollno 31 to 39 Draw a Elephant on A4 size sheet

craft Work Rainbow by using cotton on A4 size sheet

The poster features a festive banner at the top with colorful squares. Below the title, there are several small images: a photo frame with a picture of a family, a yellow duck, a blue boat, a penguin family, a peacock, a colorful butterfly, and a rainbow made of cotton. The background is light yellow with decorative elements like a striped triangle and a circle.